



1 lockers



2 shelving



3 cupboards & work stations



4 mobile shelving



5 technic shelving



6 cloakroom



7 cabinets

All Probe products are available from a wide network of authorised Probe dealers

5

PR O BE

technic cantilever

5



Braley Education

ACTIVECOAT[®] anti-bacterial technology

Environmental ISO 14001:2004



MEETS BS 4875-7: 2006 PART 7 AND BS 4875-8: 1998 PART 8



□ SINGLE SIDED BAYS

flexible storage space



library
office
education
reference
retail



versatile & stylish

TECHNIC SHELVING

This versatile shelving system offers a wide range of specialist shelves and accessories to suit your business. Technic shelving can be quickly adapted to meet your changing needs and is quick and easy to construct, saving down time and minimising disturbance.

WALL MOUNTED BAYS
Available in five heights, see overleaf.



SHELF PROFILE
Technic shelves have been designed with a rolled front face adding strength and allowing for display strips to be inserted.

SHELF OPTIONS
A wide range of shelf options has been made available to suit your needs, all available in three widths, 750, 900 and 1000mm. See pages 6 & 7 for details.

A STYLISH SYSTEM
A stylish system well suited to your environment.

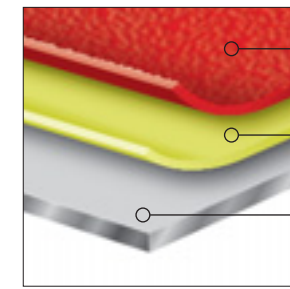
5 HEIGHT OPTIONS
Wall Bars are available in five heights 1030, 1380, 1680, 2030 & 2530mm.
Note: Free standing uprights available in different heights, see opposite.

SHELF ADJUSTMENT
Shelves can be raised or lowered by 25mm increments making this system extremely versatile.

QUICK BUILD SYSTEM
Technic shelving can be adjusted as quickly as it can be built.



PROBE ACTIVECOAT DEVELOPED IN CONJUNCTION WITH DUPONT



AC+IVECOAT®
The hard wearing anti-bacterial powder coating for the most stringent hygienic environment.

IRON PHOSPHATE KEY COAT
This anti-rust, key coat bonds to the steel in readiness for the final active coating.

PREPARED STEEL SURFACE
Chemical cleaning ensures an ideal surface for further coatings.



The miracles of science™



SINGLE SIDED BAYS

UPRIGHTS

This versatile system includes single & double sided floorstanding uprights, wall mounted & wheel mounted uprights. All uprights allow for quick and easy adjustment of shelves in increments of 25mm.

5 HEIGHT OPTIONS

Free standing uprights available in five heights 1200, 1500, 1800, 2100 & 2300mm. See pages 6 & 7 for details.
Note: Wall Bars available in different heights, see opposite.

REMOVABLE BACKSTOP

These clear plastic backstops can be easily removed if required.

FEATURES & BENEFITS

- Anti-slip finish on shelves.
- Full range of optional accessories.
- Adjustable feet (except wall & wheel mounted units).
- Elegant and sturdy construction
- A quick and easy to build system
- Available in a wide range of colours
- Vertical support for Books, folders etc



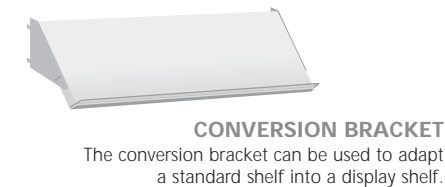
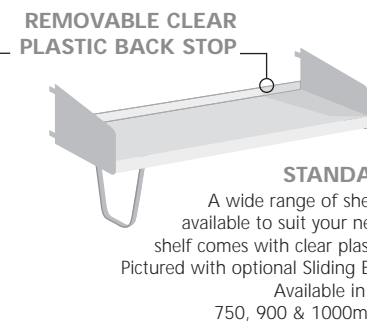
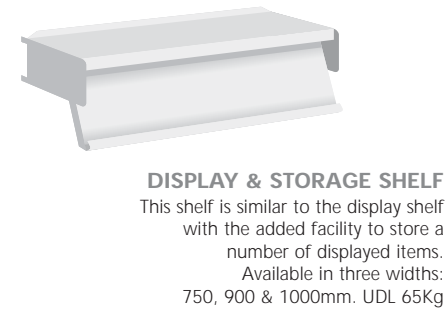
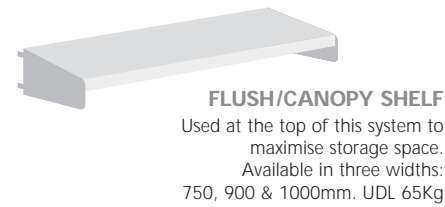
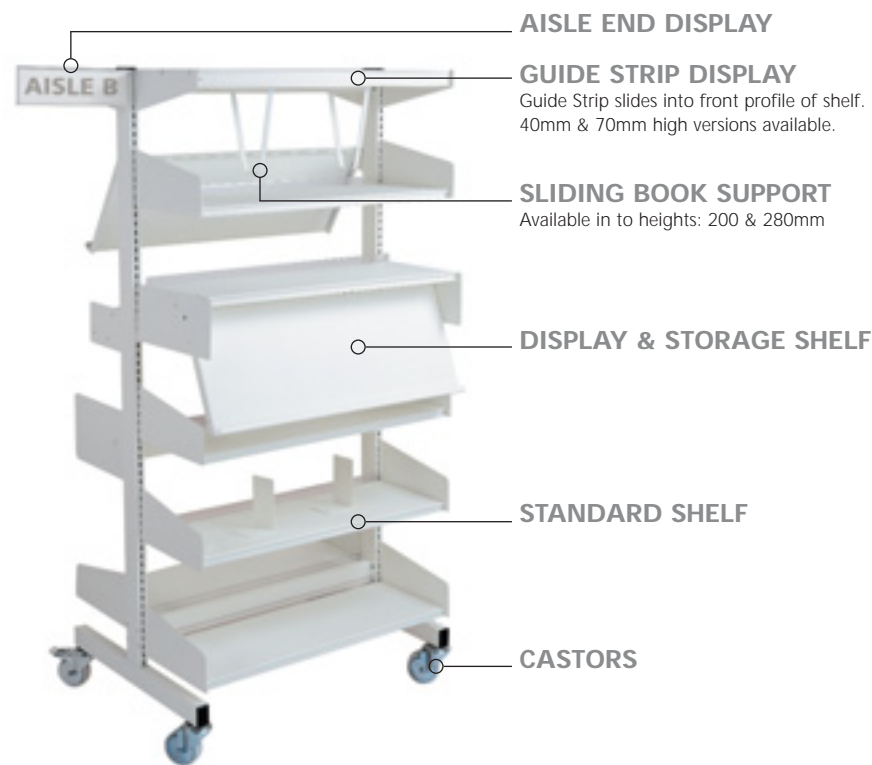
AVAILABLE COLOURS

All Technic units are powder coated with AC+IVECOAT® exclusive to Probe.

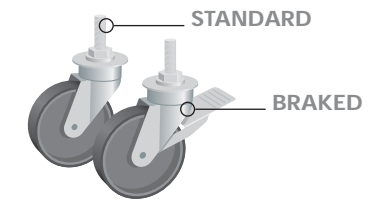
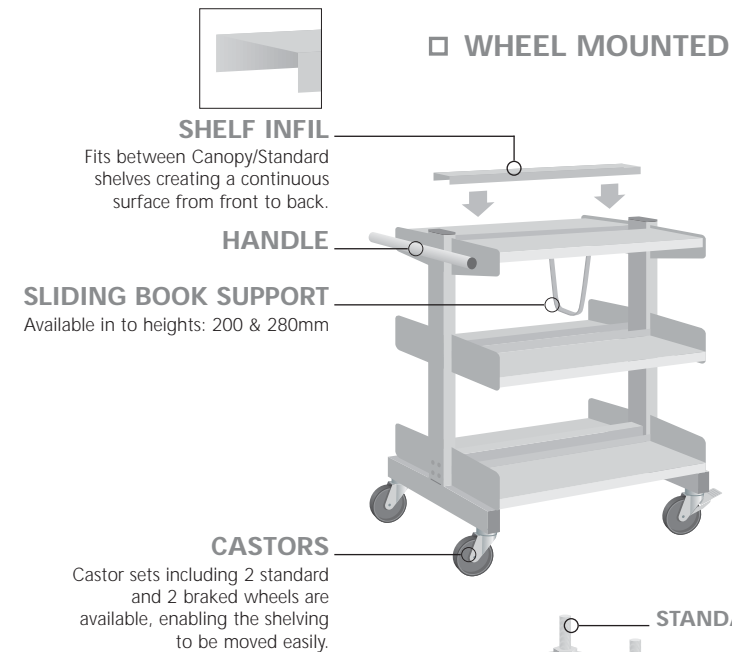


options & specifications

DOUBLE SIDED BAY

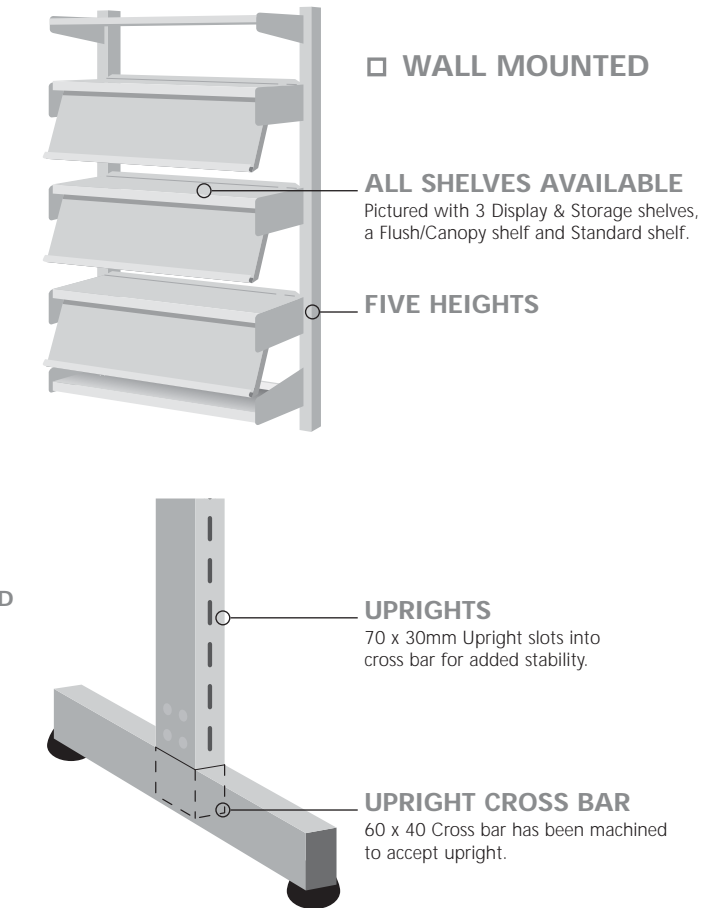


For your piece of mind, Probe Technic Shelving has passed the following British Standards for strength and rigidity:
BS 4875-7: 2006 PART 7 & BS 4875-8: 1998 PART 8



maximum bay loading 500kg
dependent on specification

| MAXIMUM SHELF LOADING (UNIFORMLY DISTRIBUTED) | | |
|---|------------|------|
| SHELF | WIDTH(mm) | UDL |
| Flush/Canopy Shelf | 750 | 65kg |
| | 900 | 65kg |
| | 1000 | 65kg |
| Shelf depths available: 200 250 300 350 (mm) | | |
| Standard Shelf | 750 | 65kg |
| | 900 | 65kg |
| | 1000 | 65kg |
| Shelf depths available: 200 250 300 350 (mm) | | |
| Display Shelf | 750 x 350 | 65kg |
| | 900 x 350 | 65kg |
| | 1000 x 350 | 65kg |
| Tape Cassette Shelf | 900 | 65kg |
| Video or CD/DVD Shelf | 900 | 65kg |
| Display & Storage Shelf | 750 x 350 | 65kg |
| | 900 x 350 | 65kg |
| | 1000 x 350 | 65kg |



heights

SINGLE & DOUBLE SIDED BAYS

| HEIGHT (mm) UPRIGHTS | WIDTHS (mm) SHELF |
|----------------------|-------------------|
| 1200 | 750 |
| 1500 | |
| 1800 | |
| 2100 | |
| 2300 | |
| | 900 |
| | 1000 |

WALL BARS

| HEIGHT (mm) UPRIGHTS | WIDTHS (mm) SHELF |
|----------------------|-------------------|
| 1030 | 750 |
| 1380 | |
| 1680 | |
| 2030 | |
| 2530 | |
| | 900 |
| | 1000 |

